



Vesta

furninova

Vesta has long been a favorite in our collection, known for its generous proportions and quiet, confident design. With a deeper seat and a balanced, timeless form, it brings a relaxed yet structured feel to any living space.



CONSTRUCTION

Frame

Custom wood

Legs

Metal or wood leg options

Seat Back

Foamseat with fibre padding

Low back design

DIMENSIONS

variations	size	width	depth	height
	3 Seater	2300	940	740
	2.5 Seater	2160	940	740
	1.5 Seater	1410	940	740
	2.5 + Chaise	3000	1600	740
	1.5 + Chaise	2250	1600	740
	2.5 + Footstool	2250	940	740

▶ FURTHER VARIATIONS ON SECOND PAGE

MCW.NZ | 0800 888 999















McKenzie Willis
interiors

CHRISTCHURCH | TIMARU | DUNEDIN | QUEENSTOWN | WANAKA | WELLINGTON | HAMILTON | MT MAUNGANUI

Vesta

The Vesta is a top selling 4 piece modular suite with incredibly comfortable fixed cushions.

DIMENSIONS

variations	size	width	depth	height	variations	size	width	depth	height
	3 Seat Module	2060	940	740		End Module	1500	940	740
	2.5 Seat Module	1910	940	740		XL End Module	1500	1600	740
	1.5 Seat Module	1160	940	740		Footstool	760	560	420
	1.5 Module (no arm)	940	940	740		XL Footstool	910	940	420
	1 Seat Module	1060	940	740					
	1 Module (no arm)	850	940	740					
	Chaise Module	1010	1600	740					
	XL Chaise Module	1100	2250	740					
	Corner Module	940	940	740					
	XL Corner Module	1200	940	740					

PRODUCT CARE
 Please visit our website for product care information
www.mcw.nz/about/product-care
WARRANTY INFORMATION
 Please visit our website for warranty information
www.mcw.nz/about/the-mcw-promise