



ABC BULLION HEAD OFFICE

Level 6 88 Pitt Street Sydney NSW 2000 Australia

P: +61 2 9231 4511 | F: +61 2 9233 2227 | E: info@abcbullion.com.au

AUSTRALIA WIDE
1300 361 261

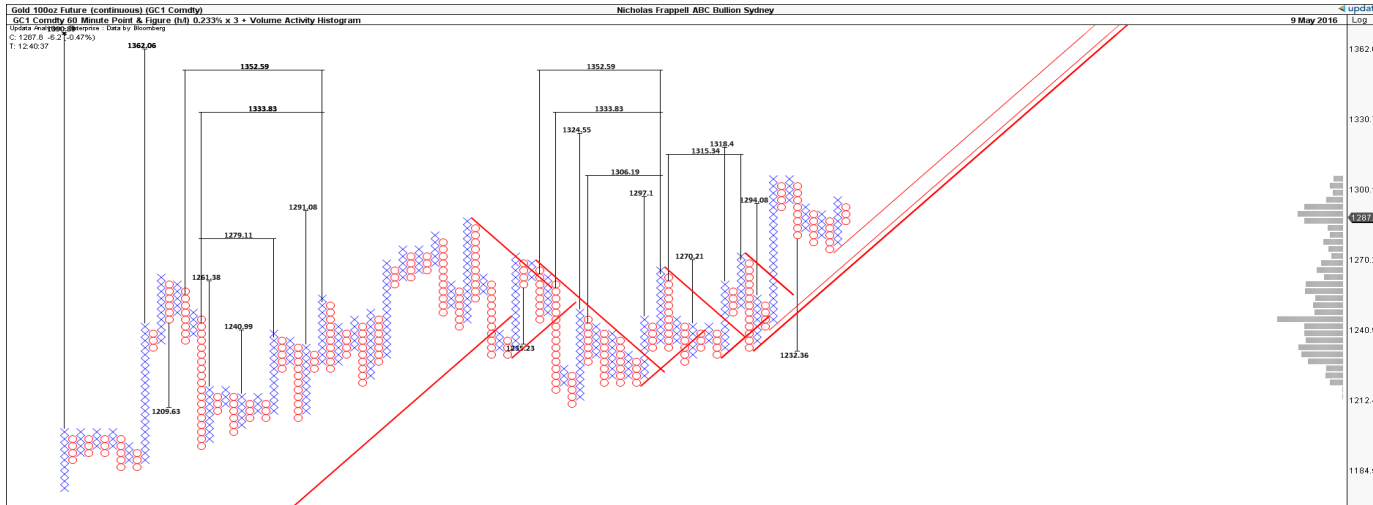
abcbullion.com.au

A PALLION COMPANY



Nicholas Frappell
General Manager

ABC Bullion



Gold dipped after the attempt at US\$1300 and tested support at the Daily Turning Line, around US\$1268, slightly exceeding the move to US\$1278 mentioned last Monday. The overall tempo remains bullish so this looks corrective within the context of an aggressive move higher in late April.

Look for medium-term support to come in at US\$1256 and around A\$1670. The next US\$15-30 beyond US\$1290 up to US\$1320 will remain fairly critical with the price intersecting with long term down trend resistance around that level (basis the daily close-only point and figure)

XAUAUD has support at A\$1725 and A\$1705, with price targets back up to A\$1781-85, A\$1820, and more distantly to A\$1867.

In the week to 03 May, Managed Money longs on the CME added 4.29 million Ftoz, and the shorts bought back 0.665 million at a VWAP of US\$1272.33. Managed money longs have added 6.49 million since the end of March.

ETF positioning showed growth of around 400,0000 over the course of the week.

The AUD itself has support at 0.730 and plenty of targets to suggest that level will be tested in the short term. Overall there are decent technical supports around 0.731-0.732, and if these hold, a move back to 0.7450 and 0.7575 looks plausible before a move lower to 0.70?

GOLD		Bid	Offer			%
Gold Spot AUD		\$1,744.54	\$1,744.90	US 10 Year YTM		1.7789
Gold Spot USD		\$1,286.31	\$1,286.49	US 30 Year YTM		2.6276
				10 Year Bund YTM		0.143
						mid
				Spot Silver		\$17.44
				Spot Platinum		\$1,076.75
				Spot Palladium		\$606.45
	52 week high (US\$)	Spot versus 52 week high	52 week low (US\$)	Spot versus 52 week low		
Au	1,303.82	-1.34%	1,046.44	22.93%	LME 3 month CA	\$4,810.00
Ag	18.01	-3.15%	13.65	27.82%	LME 3 month AH	\$1,598.00
Pt	1,179.02	-8.67%	810.75	32.81%	LME 3 month NI	\$9,065.00
Pd	800.89	-24.28%	451.85	34.21%	LME 3 month ZN	\$1,888.00

Week ending		CME VWAP	CME Change	Au	
3 May 16		\$1,272.33	Net Managed	23,363,800	Toz
3 May 16		\$1,248.31	Δ % Wkly	21.21%	Wk
			Δ Toz Wkly	4,955,100	Wk
			Δ Toz YTD	23,170,400	YTD
			TOCOM Net	-238,120	Toz
			EFT position worldwide	57,655,144	Toz
			Δ %	0.24%	Dly
			Δ Toz	136,504	Dly
			Δ Toz YTD	10,515,676	YTD

Benchmarks		Au	
Au AM	\$1,280.25		
PM	\$1,289.00		
Ag	\$17.31		
Pt AM	\$1,061.00		
PM	\$1,072.00		
Pd AM	\$600.00		
PM	\$604.00		

JPY	
WTI	\$45.78

Disclaimer: The information contained herein is based on data obtained from sources believed by ABC Bullion to be reliable. However, such information has not been verified by, ABC Bullion, and ABC Bullion does not make any representations or take any responsibility as to its accuracy. Any statements of a non-factual nature constitute only current opinions, which are subject to change without notice. ABC Bullion (and/or its affiliates) may have positions in commodities referred to herein, and may hereafter liquidate such positions. Neither the information in this report, nor any opinion expressed, shall be construed to be, or constitute, a recommendation or an offer to buy or sell, or a solicitation of an offer to buy or sell, any commodities or other financial products mentioned herein. If you do not wish to continue receiving this commentary please advise by return.



ABC BULLION HEAD OFFICE

Level 6 88 Pitt Street Sydney NSW 2000 Australia
 P: +61 2 9231 4511 | F: +61 2 9233 2227 | E: info@abcbullion.com.au

AUSTRALIA WIDE
1300 361 261

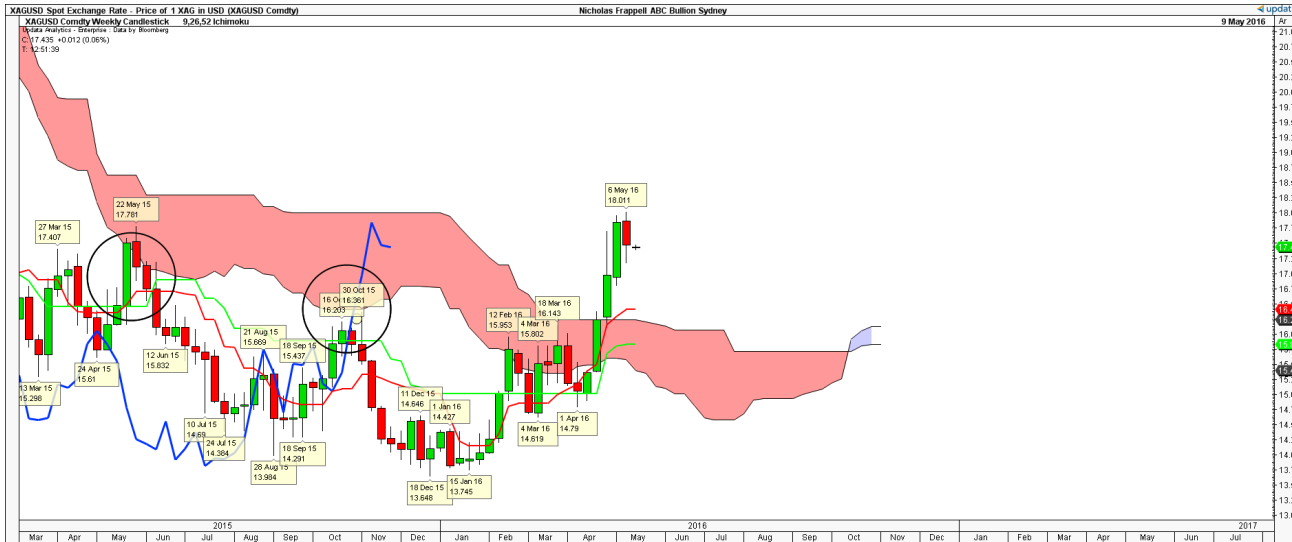
abcbullion.com.au

A PALLION COMPANY



Nicholas Frappell
 General Manager

ABC Bullion



Silver chopped back to US\$17.18 and has traded either side of the Daily Turning line support. Longer term support appears around US\$16.40.

Although the general trend is for higher, below US\$17.75, look for moves lower in the shorter term, with US\$16.70-90 plausible levels. Medium term, the outlook remains positive with a longer term target to US\$19.60 and beyond still. Worryingly, the blue 'lagging span' appears to have rejected the top of the weekly cloud in the chart to the left.

Managed money futures longs barely changed in the week to 03 May: what was notable was the rise in managed money shorts which increased by almost 50 %, or almost 21 million Tozs to 64.57 million Tozs. The sharp increase in shorts took place at a VWAP of US\$17.48.

Silver ETF length reduced very slightly to 639.29 million by the end of the week.

SILVER	Bid	Offer	%
Silver Spot AUD	\$23.65	\$23.67	US 10 Year YTM 1.779
Silver Spot USD	\$17.44	\$17.45	US 30 Year YTM 2.628
			10 Year Bund YTM 0.143

Week ending	CME VWAP	CME Change	Ag
3 May 16	\$17.48	Net Managed	334,960,000 Tozs AUD 0.7373
3 May 16	\$17.07	Δ % Wkly	-4.60% Wk CNY 6.4684
		Δ Toz Wkly	-16,140,000 Wk EUR 1.1405
		Δ Toz YTD	257,070,000 YTD JPY 107.01

	52 week high (US\$)	Spot versus 52 week high	52 week low (US\$)	Spot versus 52 week low
Au	1,303.82	-1.34%	1,046.44	-98.33%
Ag	18.01		13.65	
Pt	1,179.02		810.75	
Pd	800.89		451.85	

	Benchmarks
Ag	\$17.31
Au AM	\$1,280.25
PM	\$1,289.00
Pt AM	\$1,061.00
PM	\$1,072.00
Pd AM	\$600.00
PM	\$604.00

Disclaimer: The information contained herein is based on data obtained from sources believed by ABC Bullion to be reliable. However, such information has not been verified by, ABC Bullion, and ABC Bullion does not make any representations or take any responsibility as to its accuracy. Any statements of a non-factual nature constitute only current opinions, which are subject to change without notice. ABC Bullion (and/or its affiliates) may have positions in commodities referred to herein, and may hereafter liquidate such positions. Neither the information in this report, nor any opinion expressed, shall be construed to be, or constitute, a recommendation or an offer to buy or sell, or a solicitation of an offer to buy or sell, any commodities or other financial products mentioned herein. If you do not wish to continue receiving this commentary please advise by return.



ABC BULLION HEAD OFFICE

Level 6 88 Pitt Street Sydney NSW 2000 Australia
 P: +61 2 9231 4511 | F: +61 2 9233 2227 | E: info@abcbullion.com.au

AUSTRALIA WIDE
1300 361 261

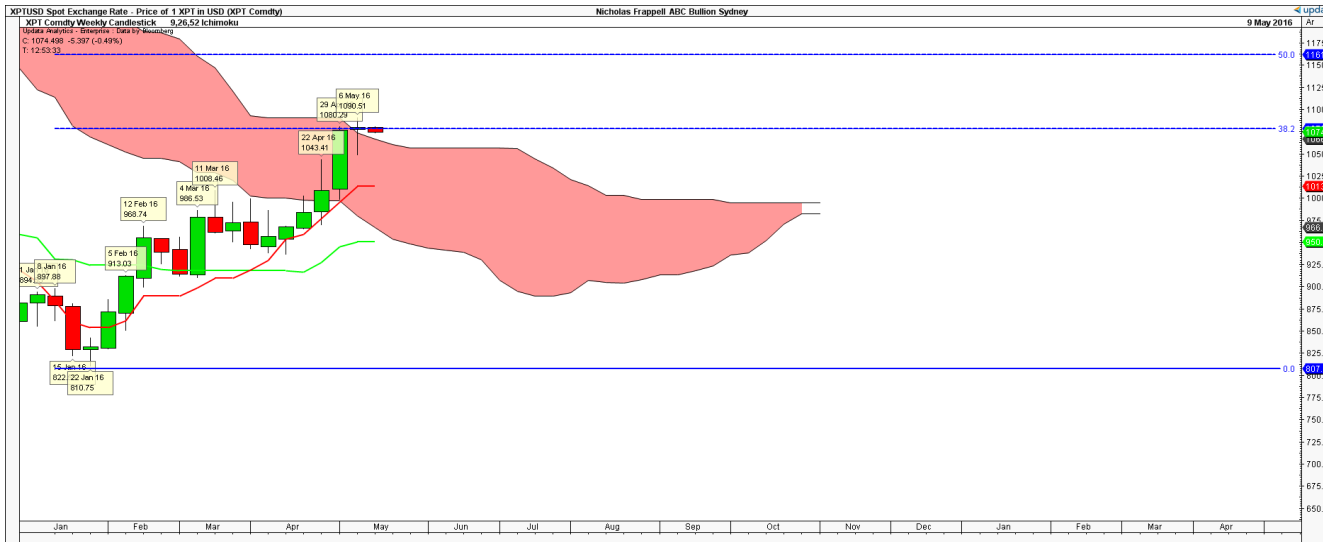
abcbullion.com.au

A PALLION COMPANY



Nicholas Frappell
 General Manager

ABC Bullion



Platinum stopped at the top of the Weekly cloud and then formed a very clear 'doji' candle on the spot chart, which implies a trend reversal. The price remains around the 38.20 Fibonacci retracement – watch closely to see if the price does weaken off. Bulls will be encouraged by the fact that the price is above the weekly cloud as of now.

The medium term outlook remains very positive with targets extending to US\$1133 and US\$1177 among others.

Platinum see a continuation of managed money buying and short-covering at a VWAP of US\$1052.48. Longs added around 102,000 Tozs and shorts bought back 46,000 Tozs. Longs had reduced to the lowest levels seen in around four years.

ETF behaviour saw a slight increase in length, of around 10,000 Tozs.

Palladium approached Weekly Cloud base resistance and sharply backed lower, with support below at US\$584. Look for another attempt at US\$639, with US\$590 fairly crucial in the shorter term.

Both longs and shorts reduced positioning last week with shorts reducing (buying back) to about 708,000 short, a reduction of 480,000 Tozs since the middle of April. Longs remains static to slightly lower. The reduction in shorts to the week ending Tuesday the 3rd May was at a VWAP of US\$615.77. Eventually the longs will have to take over if buying strength is to be maintained...

PLATINUM	Bid	Offer
Platinum Spot AUD	\$1,459.32	\$1,461.28
Platinum Spot USD	\$1,076.10	\$1,077.40

PALLADIUM	Bid	Offer
Palladium Spot AUD	\$820.04	\$824.90
Palladium Spot USD	\$604.70	\$608.20

	52 week high (US\$)	Spot versus 52 week high	52 week low (US\$)	Spot versus 52 week low
Au	1,303.82	-17.42%	1,046.44	2.90%
Ag	18.01		13.65	
Pt	1,179.02		810.75	
Pd	800.89		451.85	

	mid
Spot Gold	\$1,286.40
Spot Silver	\$17.44

Benchmarks	
Pt AM	\$1,061.00
PM	\$1,072.00
Pd AM	\$600.00
PM	\$604.00
Au AM	\$1,280.25
PM	\$1,289.00
Ag	\$17.31

	Week ending	CME VWAP
Pt	3 May 16	\$1,052.48
	3 May 16	\$1,018.24
Pd	3 May 16	\$615.77
	3 May 16	599.9

Eurozone new car	1,039,205	Monthly
Share of Diesel	51.6	Annual
Chinese total pt imports	5.447	Monthly

CME Change	Pt			
Net Managed	2,124,650	Tozs	AUD	0.7373
Money	14.02%	Wk	CNY	6.4684
Toz Change	147,700	Wk	EUR	1.1405
			JPY	107.01

	35,458	Tozs
--	--------	------

EFT position worldwide	2,418,703	Tozs	WTI	\$45.78
	-0.14%	Wk		
Toz change	-55,970	Wk		

Disclaimer: The information contained herein is based on data obtained from sources believed by ABC Bullion to be reliable. However, such information has not been verified by, ABC Bullion, and ABC Bullion does not make any representations or take any responsibility as to its accuracy. Any statements of a non-factual nature constitute only current opinions, which are subject to change without notice. ABC Bullion (and/or its affiliates) may have positions in commodities referred to herein, and may hereafter liquidate such positions. Neither the information in this report, nor any opinion expressed, shall be construed to be, or constitute, a recommendation or an offer to buy or sell, or a solicitation of an offer to buy or sell, any commodities or other financial products mentioned herein. If you do not wish to continue receiving this commentary please advise by return.